


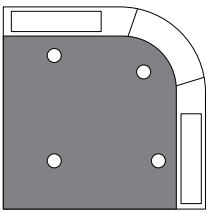
# Rubber Traffic Islands

## ROAD SAFETY INTERVENTION

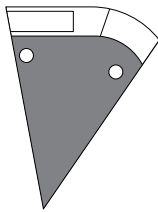
- **Height:** 100mm
- **Modular:** 500mm x 500mm interlocking modules. Ask us about which configuration will best meet your requirements
- **Colour:** Solid black, solid white and black with white half-triangles
- **Material:** Heavy-duty, recycled (85%) rubber with reflective edging
- **Fixings:** Supplied with 1 x Fixing Set per module (4 x screws/washers/plugs/caps and 1 x connector); Ø30mm fixing hole
- **Weight:** 28kg
- **Optional:** Flexible sign posts and delineators can be bolted into modules. Ask us for more info.



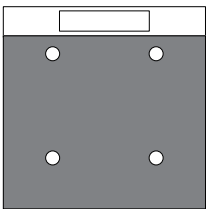
Round Corner



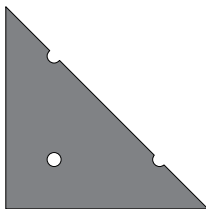
Wedge\*



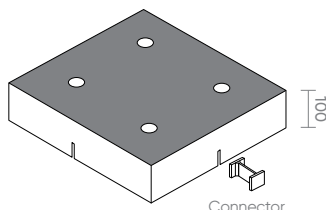

Sloped Edge




Triangle\*






Internal



Basic Configuration Example



### Components

Code	Description	Colour	Size (mm)
1412-003	Round Corner Module	 Grey/White Edge	500(W) x 500(L) x 100(H)
1412-004	Sloped Edge Module	 Grey/White Edge	
1412-005	Internal Module	 Grey	

\*Special modules for custom shapes.

Code	Fixings
1412-003	Fixing Set for Asphalt/Bitumen/Chipseal/Concrete: M10 x 140mm Coach Screw with M14 Nylon Plug, Washer and Rubber Cap (4 per module, supplied) and 1 x Steel Connector
1412-006	Steel 'Dog Bone' Connector

VIEW ONLINE

